




DOWNFLOW BOOTHS



FRESH AIR BY DESIGN



ABOUT FLEXTRACTION

DUST AND FUME EXTRACTION SPECIALISTS

Flextraction Ltd has been at the forefront of the dust and fume extraction industry since the late 1990s. As a leading independent UK company, we specialise in the manufacturing and distribution of exhaust ventilation products and strive to offer the best dust and fume extraction solutions for both local and international businesses.

Our own portfolio of products encompasses a range of modular, stainless steel downflow booths, a large selection of extraction arms and a variety of mobile welding dust and fume extraction units, designed specifically for extraction at the point of emission.

Our fully engineered walk-in downflow booths are UK manufactured and designed to ensure a constant downflow of clean air over the operator's breathing zone.



TURNKEY DESIGN AND INSTALLATION

At Flextraction, we pride ourselves in the capability and experience to comfortably handle turnkey projects, including full industrial installations, commissioning and testing.



WHY CHOOSE A DOWNFLOW BOOTH?



SAFETY FIRST

From an annoying cough, through to a life debilitating condition such as chronic obstructive pulmonary disease (COPD), or lung cancer, prolonged exposure to certain dust particles and contaminants can have adverse and life changing side effects.

With this in mind, our downflow booths are essential in providing health and safety protection during the handling of hazardous materials by reducing the potential of serious harm to workers who are subject to an occupational dusty environment.

Within the food industry many products manufactured are by default, innocuous. However, in addition to potential breathing issues that can arise, the dust created in certain food production processes has the potential to cause a fire or lead to an explosion.

Designed to offer control over these environments, our downflow booth dust extraction systems reduce the risk of combustion by extracting the contaminants from the entire working area.



Image: 4m Wide Downflow Booth



FUNCTIONALITY OF THE DOWNFLOW BOOTH

STAINLESS STEEL WALK-IN MODULAR UNITS

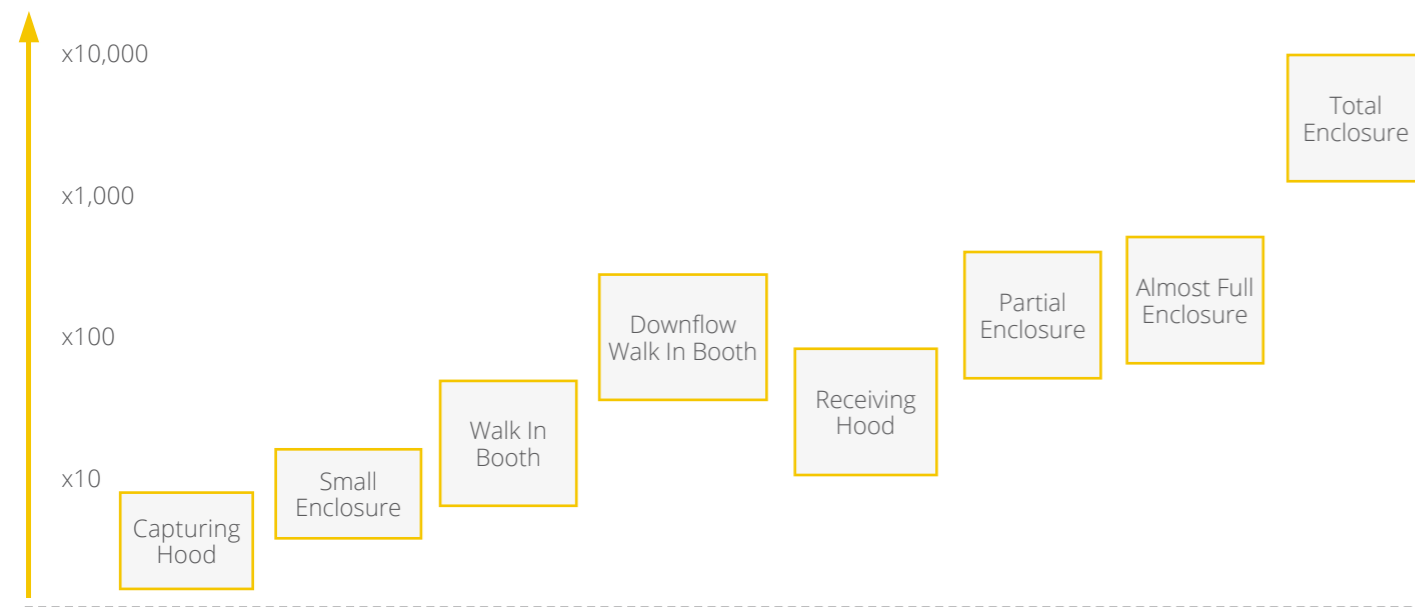
A modular designed booth: starting from a width of 2 metres and available up to 8 metres as standard, our downflow booths offer a constant downward supply of clean air, preventing dust and particulates from entering the operator's breathing zone.



AS SEEN ON THE BBC

Our range of downflow booths operate on a re-circulatory airflow principle; meaning contaminated air is removed at low level, and a clean downflow of air is supplied from the ceiling HEPA (High Efficiency Particulate Arrestor) filters, suppressing any dust away from the breathing zone of the operator.

HIERARCHY OF EFFECTIVENESS



Exposure Benchmark

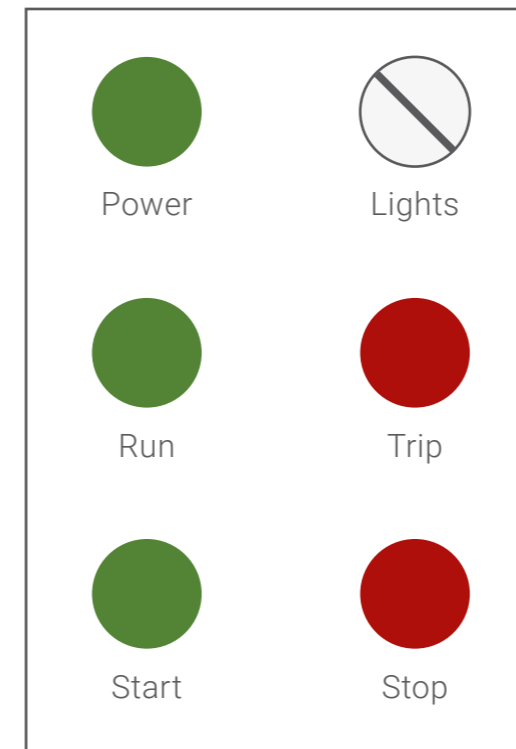
Source: Health & Safety Executive's Guidance Document HSG258



BOOTH OPERATION

NO TECHNICAL KNOWLEDGE NEEDED

Grilles in the lower rear wall capture airborne contaminants and filter the air via a three stage filtration process. The process comprises of primary roughing filters, moving on to secondary bag filters and finally HEPA filters, discharges clean air over the operator's head, providing a nominal evenly distributed downflow of 0.5m/sec. Included within the booth are pressure indicating devices to monitor the performance of the extraction, together with automatic control of the variable speed fans to maintain optimum operating conditions.

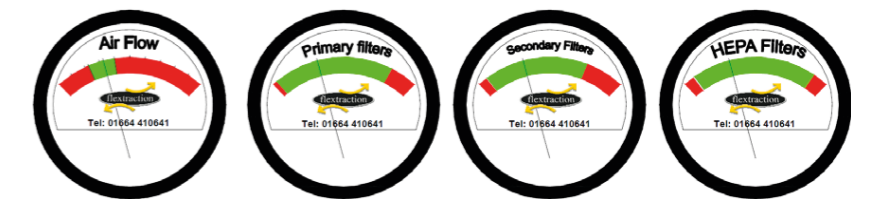


AIRFLOW AND FILTER INDICATORS

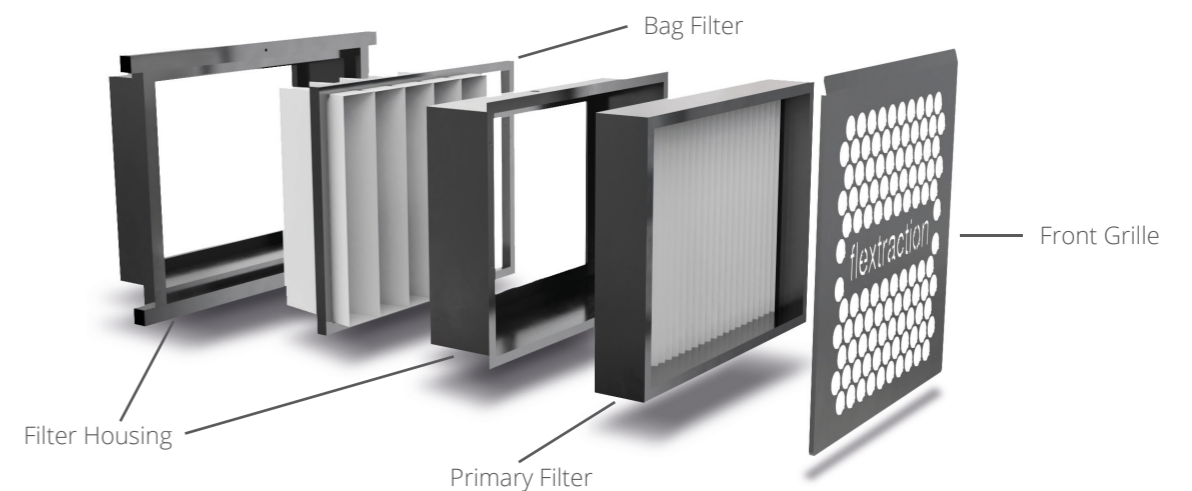
The day to day operation of the booth is simple, demanding no technical knowledge for its use.

The control panel is designed with integral pressure indicating devices to monitor the performance of the extraction; together with automatic control of the variable speed fans to maintain optimum operating conditions.

The start / stop buttons are supported with indicator lights indicating that the booth is running correctly. As standard, the booth comes with one twin IP66 socket.



The primary and secondary filters are contained within their own individual filter housing, located behind the front grille at the back of the booth. Routine housekeeping will maintain the life of the filters and ensure the booth is working with maximum efficiency.



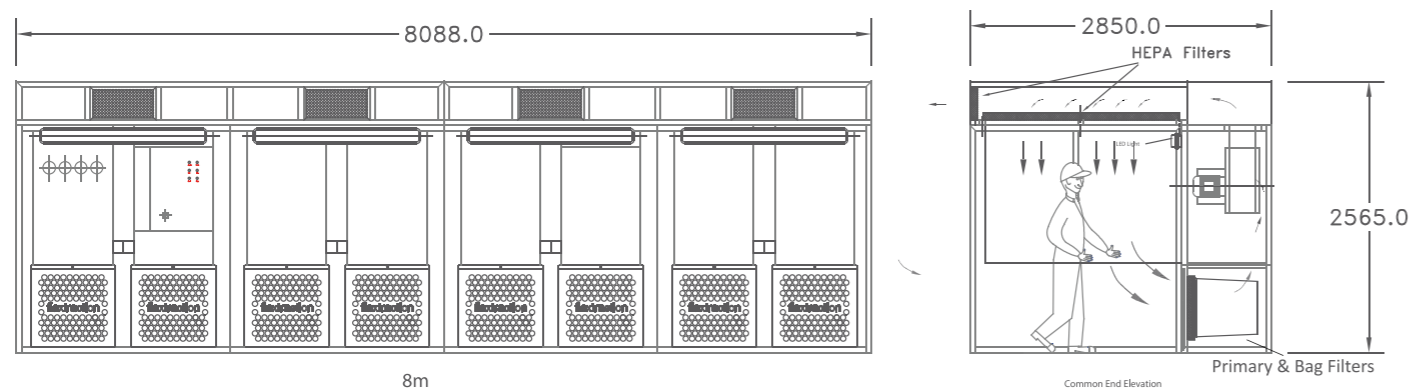
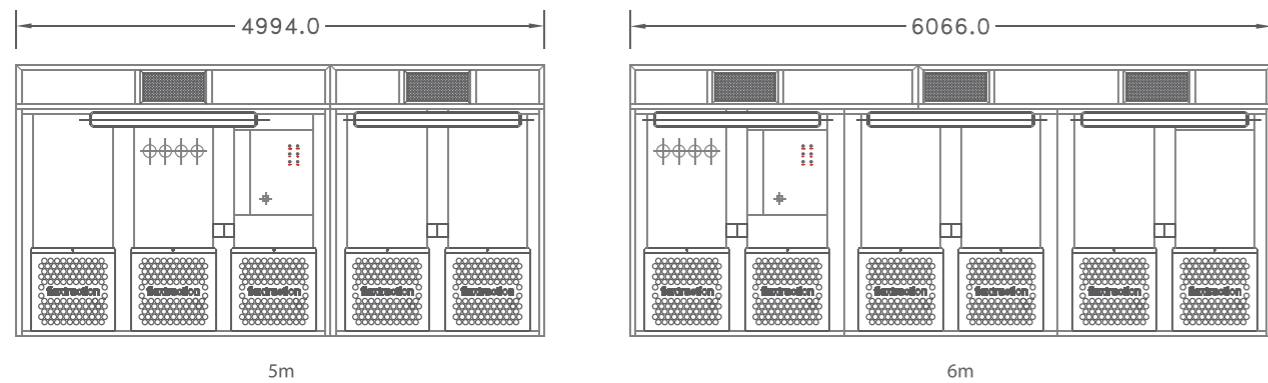
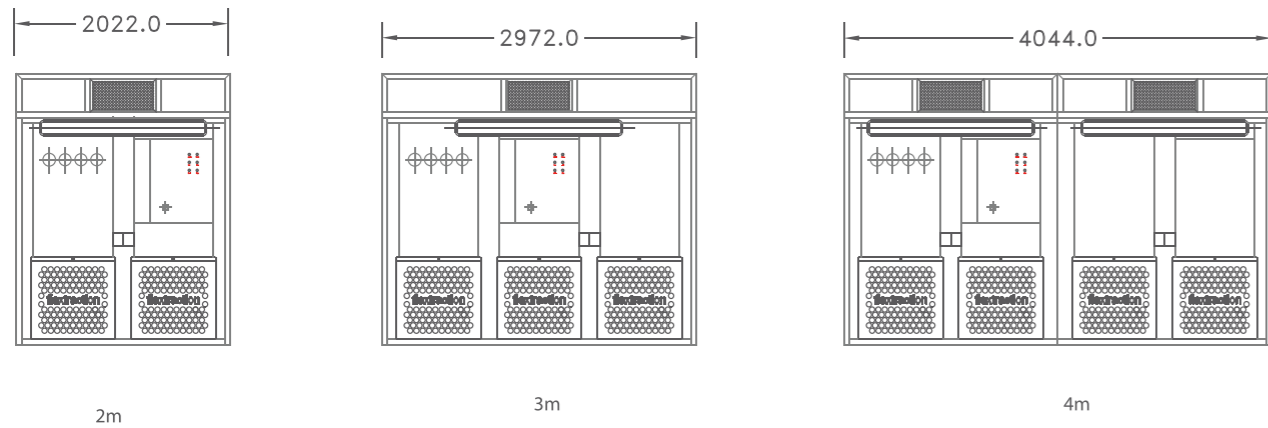


STANDARD BOOTH SIZES

TO SUIT THE INDIVIDUAL NEEDS OF YOUR BUSINESS

Our booths have been designed and engineered to be of modular construction and are manufactured using stainless steel.

As standard, our booths start at 2 metres and are available in widths up to 8 metres. For businesses that require bespoke sizing, customised widths can be manufactured to meet your specific requirements.



Our design team are conscious of, and committed to meeting the requirements of the Health & Safety Executive's (HSE) guidance document (HSG 258). HSG 258 outlines the procedures and processes that are required in controlling airborne contaminants in the workplace.



ASSOCIATED PRODUCTS

INDUSTRIAL VACUUMS

To compliment our range of downflow booths, we offer a comprehensive range of industrial vacuums to suit a multitude of applications and processes within the food industry and beyond.

In meeting the stringent health and safety requirements associated with industrial food processes, our range of industrial vacuums can be customized to meet the specific needs of your business, including, but not limited to:

- Total or partial construction in stainless steel AISI304-316.
- Filtration certified at European level (L-M-H) and specific for different applications (anti-static filters, absolute filters, NOMEX filters (for high temperature material, up to 250°).
- Use of pre-separators or hoppers to facilitate collection and handling of fine powders or aspirated material.
- Specific accessories for use in food industry (silicone accessories, certified hoses for use in food industry).



FOOD GRADE ARTICULATED EXTRACTION ARMS

Available with a one-piece ATEX compliant stainless steel hood, our HPD articulated dust and fume extraction arms are a perfect to supplement for focused and localised extraction. In line with HSE guidance, our extraction arms are designed from the ground up to address the deficiencies of conventional flexible extraction arms by enabling the correct design and positioning of LEV hoods.

Main features include:

- Twin supports allow simple fixing of a solid or flexible hose in various diameters.
- Support clips allow duct or hose to be easily removed for cleaning and re-installation
- Boom at the rear provides the articulated extraction arms with a 270 degree pivot, improving the working radius.
- Integrated damper allows greater control of the air flow in the extraction system.





MADE IN
BRITAIN




FLEXTRACTION LTD

10 Digby Drive Leicester Road Industrial Estate,
Melton Mowbray, Leicestershire,
LE13 0RQ

 sales@flextraction.co.uk

 www.flextraction.co.uk

 +44 (0) 1664 410 641