

HPX



Long cased axial fans with external motor

Long cased belt-driven axial fans with casing opening up to 180°.



Fan:

- Long casing with sheet steel twist-lock cap.
- Impellers made from cast aluminium
- Sealed transmission unit (IP66) with double retention system
- Airflow direction from motor to impeller
- Temperature of the air to transport: -25°C +120°C

Motor:

- IE2 efficiency motors for capacities equal to or over 0.75kW and below 7.5kW, except single-phase, 2 speed and 8 pole motors.
- IE3 efficiency motors for capacities equal to or over 7.5kW, except single-phase, 2 speed and 8 pole motors.
- Class F motors, with ball bearings, IP55 protection.
- Single-phase 230V-50Hz and three-phase 230/400V-50Hz (up to 4kW) and 400/690V-50Hz (power over 4kW)

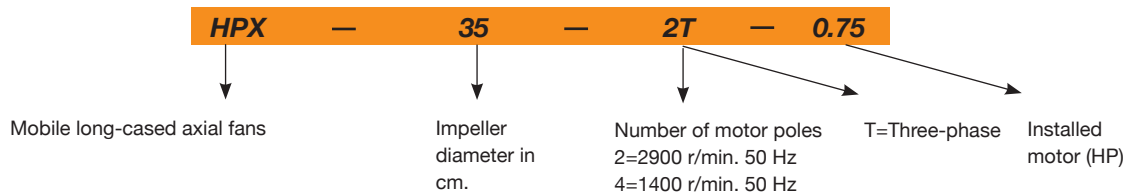
Finish:

- Anticorrosive finish in polyester resin polymerised at 190°C, after degreasing with phosphate-free nanotechnology treatment.

On request:

- IE2 and IE3 efficiency motors for any power.
- Airflow direction from impeller to motor
- 100% reversible impellers.
- Special windings for different voltages
- ATEX Certification, category 2 (see HPX/ATEX series)

Order code



Technical characteristics

Model	Speed (r/min)	Max. current admissible (A)			Installed capacity (kW)	Maximum airflow (m³/h)	Sound pressure level dB(A)	Approx. weight (Kg)
		230V	400V	690V				
HPX-35-2T-0.75	2720	2.57	1.49		0.55	4750	77	22
HPX-35-4T-0.33	1420	1.66	0.96		0.25	2500	60	20
HPX-45-4T-0.33	1200	1.66	0.96		0.25	6300	69	32
HPX-45-4T-0.50	1420	2.02	1.17		0.37	6600	70	35.5
HPX-50-4T-0.75	1310	2.92	1.69		0.55	9000	70	32.5
HPX-50-4T-1	1500	3.10	1.79		0.75	10800	71	34
HPX-56-4T-0.75	1380	2.92	1.69		0.55	11300	72	35.5
HPX-56-4T-1	1420	3.10	1.79		0.75	12200	73	35.5
HPX-56-4T-1.5	1420	4.03	2.32		1.1	14500	75	39
HPX-63-4T-1.5	1300	4.03	2.32		1.1	16000	74	59
HPX-63-4T-2	1420	5.96	3.44		1.5	17500	78	63
HPX-71-4T-1.5	1200	4.03	2.32		1.1	20300	78	73.5
HPX-71-4T-2	1350	5.96	3.44		1.5	22500	79	76.8
HPX-71-4T-3	1450	8.36	4.83		2.2	24000	81	85.2
HPX-80-4T-3	1200	8.36	4.83		2.2	29000	83	95
HPX-80-4T-4	1350	10.96	6.33		3	32000	84	100
HPX-80-4T-5.5	1450	14.10	8.12		4	40500	84	106
HPX-90-4T-5.5	1280	14.10	8.12		4	44000	89	118
HPX-90-4T-7.5	1400		11.60	6.72	5.5	51000	91	132
HPX-100-4T-10 IE3	1450		13.90	8.06	7.5	63000	93	175
HPX-100-4T-15 IE3	1450		20.90	12.10	11	68000	94	206

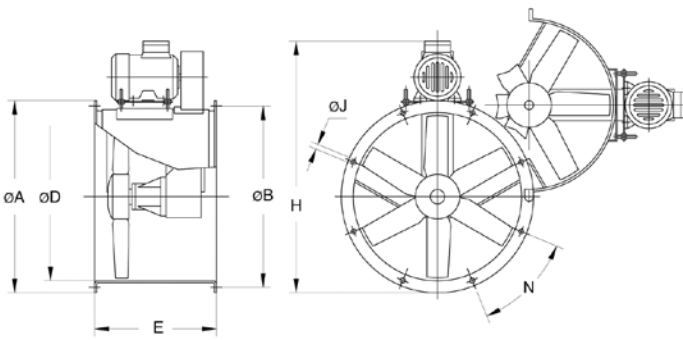
Acoustic features

The specified values are determined according to free field measurements of pressure and sound levels in dB(A) at an equivalent distance of twice the fan's span plus the impeller's diameter, with a minimum of 1.5 m.

Sound power Lw(A) spectrum in dB(A) via frequency band in Hz.

Model	63	125	250	500	1000	2000	4000	8000	Model	63	125	250	500	1000	2000	4000	8000
35-2-0.75	48	63	82	81	82	81	76	67	71-4-1.5	55	75	83	88	90	87	80	69
35-4-0.33	31	46	65	64	65	64	59	50	74-4-2	56	76	84	89	91	88	81	70
45-4-0.33	40	55	74	73	74	73	68	59	71-4-3	65	76	86	92	93	88	77	73
45-4-0.50	41	56	75	74	75	74	69	60	80-4-3	60	80	88	93	95	92	85	74
50-4-0.75	44	58	77	77	78	76	72	63	80-4-4	61	81	89	94	96	93	86	75
50-4-1	45	59	78	78	79	77	73	64	80-4-5.5	68	79	89	95	96	91	80	76
56-4-0.75	47	67	75	80	82	79	72	61	90-4-5.5	67	88	95	100	103	99	92	81
56-4-1	48	68	76	81	83	80	73	62	90-4-7.5	69	90	97	102	105	101	94	83
56-4-1.5	57	68	78	84	85	80	69	65	100-4-10	73	93	101	106	108	105	98	87
63-4-1.5	51	71	79	84	86	83	76	65	100-4-15	74	94	102	107	109	106	99	88
63-4-2	62	73	83	89	90	85	74	70									

Dimensions in mm

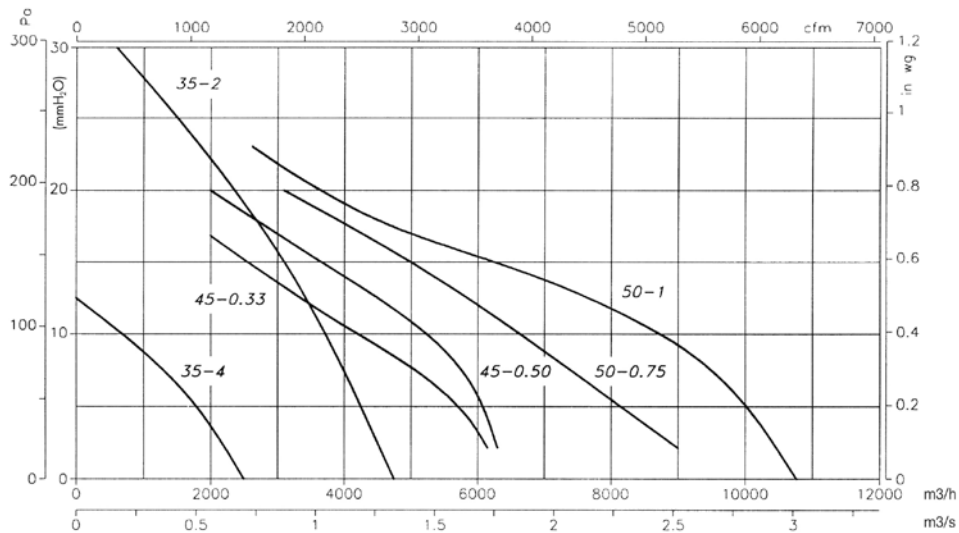


Model	ØA	ØB	ØD	E	H	ØJ	N
HPX-35-2T-0.75	425	395	355	380	606	10	8x45°
HPX-35-4T-0.33	425	395	355	380	609	10	8x45°
HPX-45-4T-0.33	540	500	460	420	740	12	8x45°
HPX-45-4T-0.50	540	500	460	420	728	12	8x45°
HPX-50-4T-0.75	600	560	512	420	803	12	12x30°
HPX-50-4T-1	600	560	512	420	803	12	12x30°
HPX-56-4T-0.75	660	620	560	450	848	12	12x30°
HPX-56-4T-1	660	620	560	450	848	12	12x30°
HPX-56-4T-1.5	660	620	560	450	870	12	12x30°
HPX-63-4T-1.5	730	690	640	500	950	12	12x30°
HPX-63-4T-2	730	690	640	500	950	12	12x30°
HPX-71-4T-1.5	810	770	710	550	1017	12	16x22°30'
HPX-71-4T-2	810	770	710	550	1017	12	16x22°30'
HPX-71-4T-3	810	770	710	550	1035	12	16x22°30'
HPX-80-4T-3	900	860	800	600	1173	12	16x22°30'
HPX-80-4T-4	900	860	800	600	1173	12	16x22°30'
HPX-80-4T-5.5	900	860	800	600	1200	12	16x22°30'
HPX-90-4T-5.5	1015	970	900	650	1320	15	16x22°30'
HPX-90-4T-7.5	1015	970	900	650	1320	15	16x22°30'
HPX-100-4T-10	1115	1070	1000	750	1483	15	16x22°30'
HPX-100-4T-15	1115	1070	1000	750	1513	15	16x22°30'

Characteristic Curves

Q = Airflow in m³/h, m³/s and cfm.

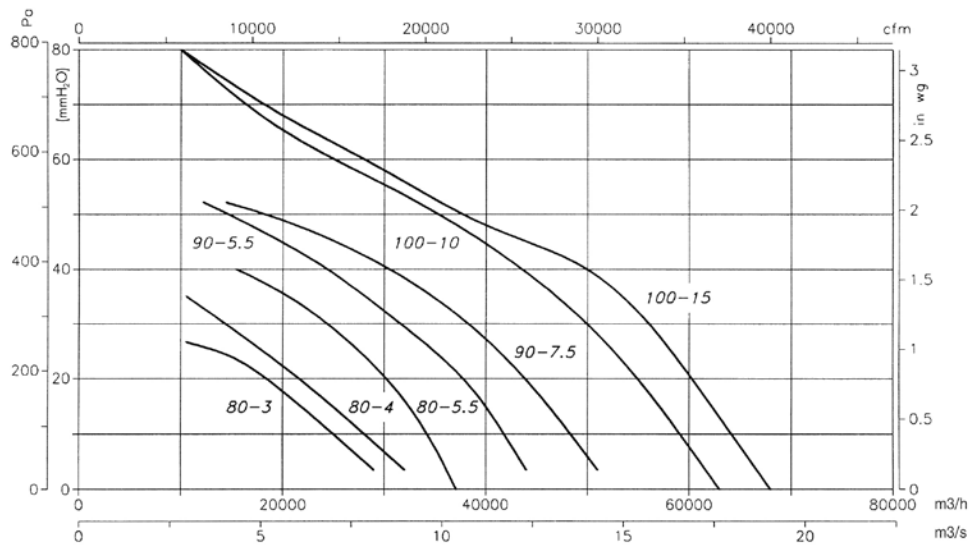
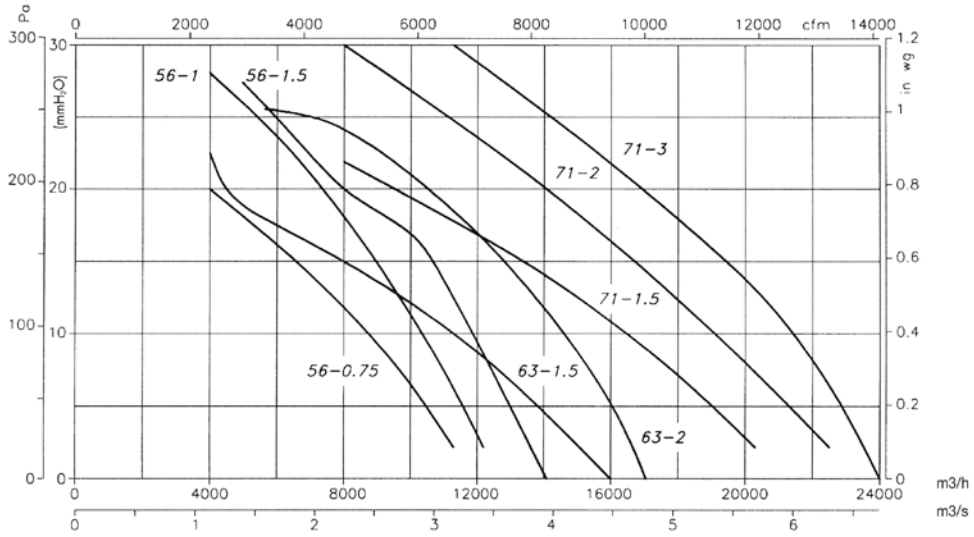
Pe = Static pressure in mmH₂O, Pa and inwg.



Characteristic Curves

Q = Airflow in m³/h, m³/s and cfm.

Pe = Static pressure in mmH₂O, Pa and inwg.



Accessories

See accessories section.

